




# Standard Operating Manual

## Mechanical Rotate



### ADDRESS

2230 Brush College Road

Decatur, IL 62526

Phone: 217-423-6001

Fax: 217-422-1049

E-mail: [sales@alignprod.com](mailto:sales@alignprod.com)

---

[www.alignproductionsystems.com](http://www.alignproductionsystems.com)

---




# Table of Contents

I. Description of Equipment .....	4
II. Specifications .....	4
III. Reference Drawings .....	4
IV. Options .....	5
V. Set-Up Instructions .....	5
VI. Operating Instructions .....	6
VII. Service & Maintenance .....	6
VIII. Troubleshooting .....	6
IX. Recommended Spare Parts .....	6
X. Limited Warranty .....	7

## I. Description of Equipment

This equipment consists of a mechanical bearing-equipped, single-position turntable for manual rotation with pneumatic brake for locking rotation.



## II. Specifications

Capacity	Avail. Top Widths	Avail. Top Lengths	Height
4,000 lbs.	38", 42", 46", 50", 54", 58", 62	38", 42", 46", 50", 54", 58", 62"	4"

## III. Reference Drawings

**ST030-SALES**

**Assembly**

## IV. Options


Corner locators

Pneumatic friction brake with hand or foot controls

90 degree spring lock pin with hand control

180 degree spring lock pin with hand control

Riser base with fork pockets



Pneumatic Friction Brake



90 degree spring lock pin




180 degree spring lock pin

## V. Setup Instructions

1. Remove unit from truck with fork truck.
2. Place in desired location making sure floor is level within 1/4" over surface area of base. If not, shim to level with building paper or metal shims in built-up layers to attain level. Once the floor is level, lag unit to the floor.

Note: Remove shipping bolts from turntable before rotating. Use these bolts to transport the turntable within the plant if and when necessary.




## VI. Operating Instructions


**To Rotate:** Manually rotate turntable to desired position.

**If shipped with optional pneumatic brake:** Turn brake off before rotating. Stop turntable in any position by actuating brake.

**If shipped with optional mechanical locking pin:** Release lock before rotating.



Friction Brake

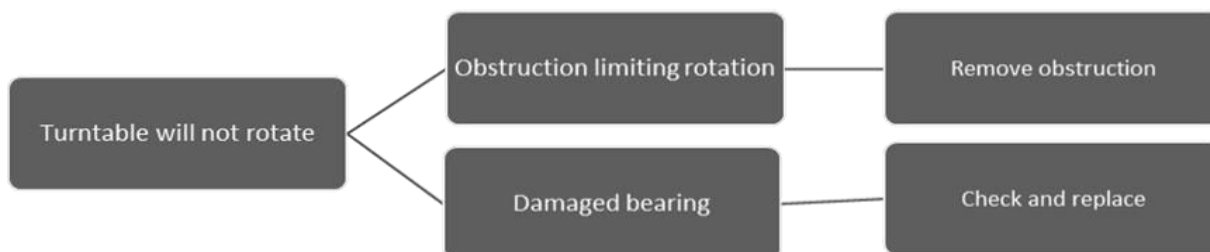


Lock Pin

## VII. Service and Maintenance

**Every six months:** Lubricate mechanical bearing with MP grease. Bearing has two grease zerk fittings located 180° apart.

## VIII. Troubleshooting



## IX. Recommended Spare Parts

<u>Description</u>	<u>Part Number</u>
Bearing	BRG050
Pneumatic Friction Brake	ST05060-0010
Lock Pin Hand Control	LOK0082



## Limited Warranty

Align Production Systems (APS) warrants all of its products to be free of defects in material and workmanship for a period of one (1) year from date of shipment to the original purchaser or 2,000 operating hours, whichever comes first, provided purchaser gives APS prompt notice of the alleged defect(s) and, if requested by APS, returns the defective items, freight prepaid (F.O.B. APS's plant in Decatur, Illinois).

THE WARRANTIES SET FORTH HEREIN ARE IN LIEU OF ALL OTHER WARRANTIES, WHETHER EXPRESS OR IMPLIED, INCLUDING, WITHOUT LIMITATION, FITNESS FOR A PARTICULAR PURPOSE AND MERCHANTABILITY, ALL OF WHICH ARE EXPRESSLY DISCLAIMED.

For any claim under warranty, APS may elect to repair or replace the defective component or components. All claims for warranty must be accompanied by a Return Goods Authorization number, which may be obtained from APS. This warranty does not cover, and APS is not responsible for, any labor or other expense for inspections, removal or reinstallation of components or products.

This warranty does not cover, among other things, damages resulting from foreign matter or water, negligence, accident, unreasonable use, abuse or misuse, alterations not authorized by APS, failure to provide reasonable and necessary maintenance or failure to follow operating instructions or load limits.

IN ADDITION, IN NO EVENT SHALL APS BE LIABLE FOR ANY SPECIAL, INDIRECT, INCIDENTAL, CONSEQUENTIAL OR CONTINGENT DAMAGES, WHETHER OR NOT IT HAS BEEN ADVISED OF THE POSSIBILITY OF SUCH DAMAGES.

APS makes no representation that the product complies with local, state or federal safety/product standards codes. If the product fails to comply in any way with those codes, it shall not be considered a defect in materials or workmanship, and APS shall not be liable for any damages resulting from noncompliance. This limited warranty is provided to the original purchaser (meaning the original end user) and is nontransferable. This limited warranty constitutes the complete and final agreement regarding APS warranty obligations for the product.